



Columbus

# *Columbus*

BY PALOMINO

# *Columbus*

## TRAVEL WHERE THE ROAD TAKES YOU

Explore new places off the beaten path and arrive at your destination in style in a Columbus 5<sup>th</sup> wheel. Designed with seasonal campers in mind, the Columbus has a distinct residential look. The 101"-wide body, drop-frame chassis, residential kitchen and a larger bedroom and bathroom truly create the feeling of a home away from home. Wherever your destination, Columbus has got you covered indoors and on the road.



*Columbus*

*Columbus*



### **Construction**

101"-Wide Body  
All Welded Aluminum Frame Superstructure  
Climate Controlled Drop-Frame Storage  
5/8" Tongue & Groove Plywood Floor  
Residential, 5", Radius, Wood-Truss Roof  
6'11" Height Living Area Slides (N/A 388FK)  
Heat Ducts In Out-Of-Traffic Areas  
Snap-In Ceiling Molding (No Staples Or Tape)  
12V Heat Pads On All Holding Tanks  
R38 Floor Insulation  
R40 Roof Insulation  
R11 Sidewall Insulation  
MORyde CRE3000 Suspension System  
Vacuum-Bonded Walls With Azdel  
Lippert Axles  
16" Wheels With Nitrogen Filled Tires  
Rear-View Camera Prep  
Slide Topper Prep  
Painted Fiberglass Front Cap

### **Interior**

Large, Frameless, Tinted Windows Throughout  
Hidden Hinges  
Soft-Close, Reinforced Doors & Drawers With Upgraded Hardware  
Upgraded Crack/Mold/Mildew-Resistant Flooring  
Upgraded True Solid-Surface Countertops In Bath & Kitchen  
LED Light Fixtures  
Residential Crown Molding Throughout Unit  
Solid Wood Slide Fascia  
Roller Day/Night Shades (Main Areas Only)  
Solid Wood Steps  
Central Vacuum System  
Large Entry Closet For Jacket & Shoe Storage (Some Models)



### **Exterior**

Slam Latches On All Storage Doors  
Magnetic Compartment Door-Holds  
Two-Tone Aluminum Wheels  
Grey Wheel-Well Skirting  
Painted Fiberglass Front Cap  
Heated Utility Convenience Center  
Black Tank Flush  
Outside Shower  
Two 30 Lb. LP Tanks  
Entry Door With Window & Screen Door  
Quick Battery Disconnect  
Power Awning With LED Lighting  
7000 Lb. Axles  
Crank-Down Spare Tire  
2" Hitch Receiver  
Tire Pressure Monitoring System

### **Kitchen**

Full Pantry  
Trash Can With Dedicated Storage (Some Models)  
Rollaway Sink Covers  
Residential Under-Counter Storage  
Residential Backsplash  
Additional Lighting Above Sink Area  
Deep-Bowl Stainless Steel Sink  
Single-Lever Faucet With Pull-Out Sprayer

### **Bedroom**

15,000 BTU Coleman Bedroom Serenity A/C  
32" TV Backer And Hookups  
Solid Wood Dresser Top  
Memory Foam Mattress  
Mirrored, Sliding Closet Doors  
High-End Bedspread & Pillows  
Reading Lights With USB Charging Ports

### **Bathroom**

Large, Signature Spa Shower Surround With Teak Wood Flip-Up Seat  
Solid-Surface Counter Top  
Three-Speed Power Vent  
Porcelain Toilet  
Shower Skylight

### **Furniture**

Power Theater Seat With Storage & USB Charging  
Bi-Fold 88" Sleeper Sofa (Per Model)  
Solid Wood Entertainment & End Table Top  
Residential High-End Dining Chairs

### **Appliances**

20 Cu. Ft. Residential Refrigerator With Ice Maker & 1000W Inverter  
Insignia 4-Burner Gas Cooktop  
Insignia 24" Residential Oven  
50" TV With JBL Sound System  
12 Gal. Water Heater With Quick Recovery  
Washer/Dryer Prep  
Full-System Water Purifier  
30" Residential Microwave  
15,000 BTU Coleman Serenity A/C  
35,000 BTU Furnace  
Omnidirectional Rooftop Antenna With 4G LTE/WiFi Prep  
50 Amp Converter W/ Built-In Charge Wizard

### **Options**


Stackable Washer/Dryer  
Dual-Pane Windows  
Full-Body Paint  
Slide Toppers  
18 Cu. Ft. Gas/Electric Refrigerator  
17.5" Goodyear H-Rated Tires With Upgraded Rims  
Generator Prep  
200W Solar Panels With Batteries  
Newport or Pebble Decor

### 1492 PACKAGE

JBL Sound System  
Wall-Mounted, Free-Standing Dinette Table With Extension  
Two Residential Dinette Chairs  
Two-Tone Painted Front Cap  
50" LED TV  
32" Bedroom TV  
Large, Signature Spa Walk-In Shower With Teak Wood Flip-Up Seat  
MCD Day/Night Roller Shades  
Memory Foam Mattress  
Hybrid Carpet  
Aluminum-Framed Bed Base With King Bed  
Power Theater Seating With USB Charging  
50/50 Split Sleeper Sofa  
Upgraded Residential Hardware  
Deep-Bowl Stainless Steel Kitchen Sink  
Ceiling Fan In Living Room  
Stainless Steel Residential Appliance Package Featuring 20 Cu. Ft. Residential Refrigerator With Ice Maker  
Washer/Dryer Prep  
Central Vacuum System  
Porcelain Toilet  
Large Kitchen Pantry (Select Models)  
Electric Fireplace  
Kitchen Maxx Air Vent With Rain Hood  
Pop-Up Receptacles  
Two Folding Chairs  
Wood-Look Linoleum

### VOYAGER PACKAGE

6-Point Hydraulic Leveling System  
MORryde CRE3000 Suspension  
7000 Lb. Axles  
Two-Tone Aluminum Wheels  
G-Rated Tires With G-Rated Spare  
MORryde Upgraded Pinbox  
High-Gloss Fiberglass With Azdel Onboard  
Two-Tone Painted Front Cap  
Two 15,000 BTU Quietcool Serenity A/C Units  
12 Gal. Water Heater  
Power Cord Storage Reel  
2" Hitch Receiver  
Tire Pressure Monitoring System  
Frameless Windows  
Quick Battery Disconnect  
12V Heat Pads On Tanks  
LED Awning Lights  
MORryde Strut-Assist StepAbove Entry Steps  
Syphon 360 Vent Covers  
Touch-Screen Operating System  
WiFi Booster With 4G LTE Capability Prep  
Ladder  
LP Quick Connect  
Back Up Camera Prep  
Slide Topper Prep  
Go Power Solar Prep  
Metal-Wrapped Awning



For more photos and information visit [www.palominorv.com/columbus](http://www.palominorv.com/columbus)

### 299RL



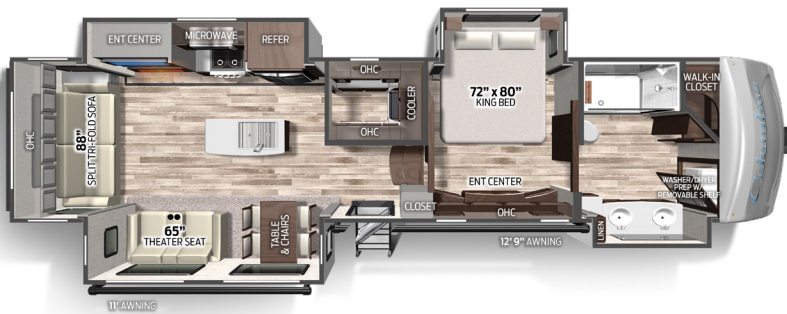
HITCH WEIGHT	UVW	GVWR	CCC	OVERALL LENGTH	EXT. HEIGHT (w/AC)	EXT. WIDTH	FRESH WATER	GREY WATER	BLACK WATER	AWNING SIZE
2180 Lb.	11284 Lb.	15880 Lb.	4596	36' 1"	13' 6"	101"	75 Gal.	78 Gal.	39 Gal.	16' & 11"

### 329DV



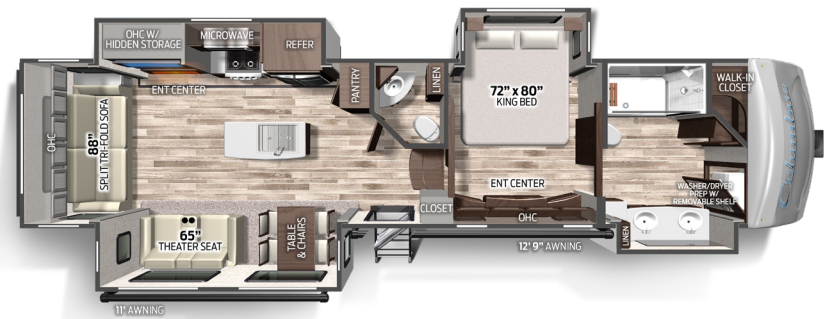
HITCH WEIGHT	UVW	GVWR	CCC	OVERALL LENGTH	EXT. HEIGHT (w/AC)	EXT. WIDTH	FRESH WATER	GREY WATER	BLACK WATER	AWNING SIZE
2035 Lb.	11964 Lb.	14962 Lb.	2998	37' 6"	13' 6"	101"	75 Gal.	71 Gal.	39 Gal.	17' & 11"

### 382FB



HITCH WEIGHT	UVW	GVWR	CCC	OVERALL LENGTH	EXT. HEIGHT (w/AC)	EXT. WIDTH	FRESH WATER	GREY WATER	BLACK WATER	AWNING SIZE
2573 Lb.	13122 Lb.	16150 Lb.	3028	41' 2"	13' 6"	101"	75 Gal.	78 Gal.	39 Gal.	13' & 11"

### 383FB



HITCH WEIGHT	UVW	GVWR	CCC	OVERALL LENGTH	EXT. HEIGHT (w/AC)	EXT. WIDTH	FRESH WATER	GREY WATER	BLACK WATER	AWNING SIZE
2573 Lb.	13322 Lb.	16150 Lb.	2828	41' 2"	13' 6"	101"	75 Gal.	78 Gal.	78 Gal.	12' 9" & 11"

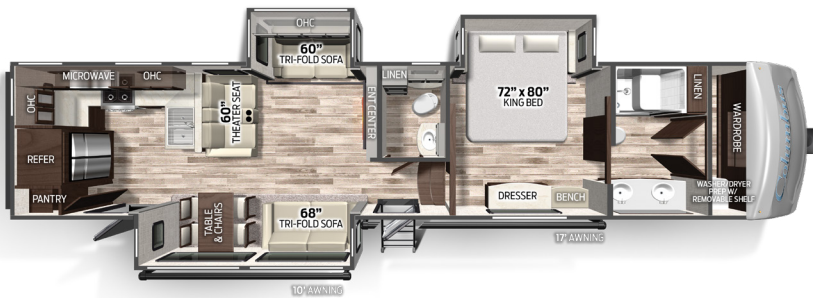
379MB



HITCH WEIGHT	UVW	GVWR	CCC	OVERALL LENGTH	EXT. HEIGHT (w/AC)	EXT. WIDTH	FRESH WATER	GREY WATER	BLACK WATER	AWNING SIZE
2100 Lb.	12624 Lb.	15580 Lb.	2956	41' 2"	13' 6"	101"	75 Gal.	71 Gal.	39 Gal.	20' & 11"



384RK



HITCH WEIGHT	UVW	GVWR	CCC	OVERALL LENGTH	EXT. HEIGHT (w/AC)	EXT. WIDTH	FRESH WATER	GREY WATER	BLACK WATER	AWNING SIZE
2600 Lb.	12819 Lb.	16600 Lb.	3781	42' 2"	13' 6"	101"	75 Gal.	78 Gal.	78 Gal.	18' & 11"

388FK



HITCH WEIGHT	UVW	GVWR	CCC	OVERALL LENGTH	EXT. HEIGHT (w/AC)	EXT. WIDTH	FRESH WATER	GREY WATER	BLACK WATER	AWNING SIZE
2367 Lb.	13744 Lb.	16743 Lb.	3000	41' 2"	13' 6"	101"	75 Gal.	75 Gal.	39 Gal.	18' 6"

# PALOMINO

**COLUMBUS BY PALOMINO**  
**A Division Of Forest River, Inc.**  
**105-1/2 C.R. 14 • Middlebury, In 46540**  
**www.palominorv.com**

**GVWR (Gross Vehicle Weight Rating)** - is the maximum permissible weight of the unit when fully loaded. It includes all weights, inclusive of all fluids, cargo, optional equipment and accessories. For safety and product performance do NOT exceed the GVWR.

**GAWR (Gross Axle Weight Rating)** - is the maximum permissible weight, including cargo, fluids, optional equipment and accessories that can be safely supported by a combination of all axles.

**UVW (Unloaded Vehicle Weight)\*\*** - is the typical weight of the unit as manufactured at the factory. It includes all weight at the unit's axle(s) and tongue or pin and LP Gas. The UVW does not include cargo, fresh potable water, additional optional equipment or dealer installed accessories.

**CCC (Cargo Carrying Capacity)\*\*** - is the amount of weight available for fresh potable water, cargo, additional optional equipment and accessories. CCC is equal to GVWR minus UVW. Available CCC should accommodate fresh potable water (8.3 lbs per gallon). Before filling the fresh water tank, empty the black and gray tanks to provide for more cargo capacity.

\*Estimated Average based on standard build optional equipment. \*\* Estimated average based on standard build optional equipment

Each Forest River RV is weighed at the manufacturing facility prior to shipping. A label identifying the unloaded vehicle weight of the actual unit and the cargo carrying capacity is applied to every Forest River RV prior to leaving our facilities.

The load capacity of your unit is designated by weight, not by volume, so you cannot necessarily use all available space when loading your unit.

All information contained in this brochure is believed to be accurate at the time of publication. However, during the model year, it may be necessary to make revisions and Forest River, Inc., reserves the right to make all such changes without notice, including prices, colors, materials, equipment and specifications as well as the addition of new models and the discontinuance of models shown in this brochure. Therefore, please consult with your Forest River, Inc., dealer and confirm the existence of any materials, design or specifications that are material to your purchase decision. ©2021 Palomino RV, a Division of Forest River, Inc., a Berkshire Hathaway Company. 10/19 Columbus



## 24/7 EMERGENCY ROADSIDE ASSISTANCE WITH VEHICLE PURCHASE\*

- |                |                 |
|----------------|-----------------|
| TOWING         | WINCH-OUT       |
| JUMP-STARTS    | MOBILE MECHANIC |
| TIRE CHANGES   | TECHNICAL       |
| FLUID DELIVERY | SUPPORT         |
| LOCKOUT        | DEALER LOCATOR  |
| SERVICE        | SERVICES        |



\*VALID FOR 1 YEAR FROM DATE OF PURCHASE



### PRE-DELIVERY INSPECTION FACILITY

20,000 square feet of quality assurance. The bare essentials for a premium product. This state-of-the-art facility gives immediate daily feedback to production for quality assurance in every unit built.

## CUSTOMER SATISFACTION



[www.ForestRiverBuyLocal.com](http://www.ForestRiverBuyLocal.com)



**Learn More**  
Scan this barcode using a QR Reader on your smart phone to learn more about Forest River.



A Berkshire Hathaway company.

**FREE MEMBERSHIP**  
to Forest River Owners' Group

[www.forestriverfrog.com](http://www.forestriverfrog.com)



### FOREST RIVER RV OWNER'S GUIDE APP

Now you can have your Owner's Manual with you wherever you are. Download our FREE App from the App Store or Google Play and you'll have the information right at your fingertips.

